

# The social and employment situation of people with disabilities

## A brief overview

### Political participation in Europe – Towards effective Involvement of Persons with Disabilities

Daphne Ahrendt  
30 November 2020

# Aim of this presentation

- Contribute to today's central question '*How can we ensure the effective participation of persons with disabilities in Europe?*' by setting the context
- Present data on the social and economic situation of people with disabilities.
- Present data on the level of political participation of people with disabilities in the EU.
- Have a brief look at data collected during the COVID-19 pandemic.

# European Quality of Life Survey

Rounds	2003, 2007, 2011 , <b>2016</b>
Target population	Resident population 18+ years living in private households. 28 EU Member States 5 candidate countries (AL, ME, MK, RS, TR)
Fieldwork period	September 2016 – February 2017
Sample size	Minimum N=1000 Increase in DE (n=1600), UK (n=1300), FR (n=1200), IT (n=2000), TR (n=2000)
Sampling methodology	Random probability sampling: 17 EU and TR (6 individual, 11 address registers) Random route enumeration: 11 EU and 4 CC
Sample stratification	By region and urbanisation level (except MT)
Response rate (RR3)	34% EU28; 63% CC5 Lowest 16% (SE), highest 70% (ME)
Interview type	Face-to-face, CAPI in all 33 countries; CATI recruitment in SE (and partially in AT) Average duration: 40 min

## The European Quality of Life Survey



# What can be done with the EQLS?

EQLS	2011		2016	
	%	Unweighted count	%	Unweighted count
People with disabilities 18-64	12%	4733	12%	3741
People without disabilities 18-64	65%	22308	65%	18448
People aged 65+	22%	9476	24%	8620
Total	99%	36517	101%	30809

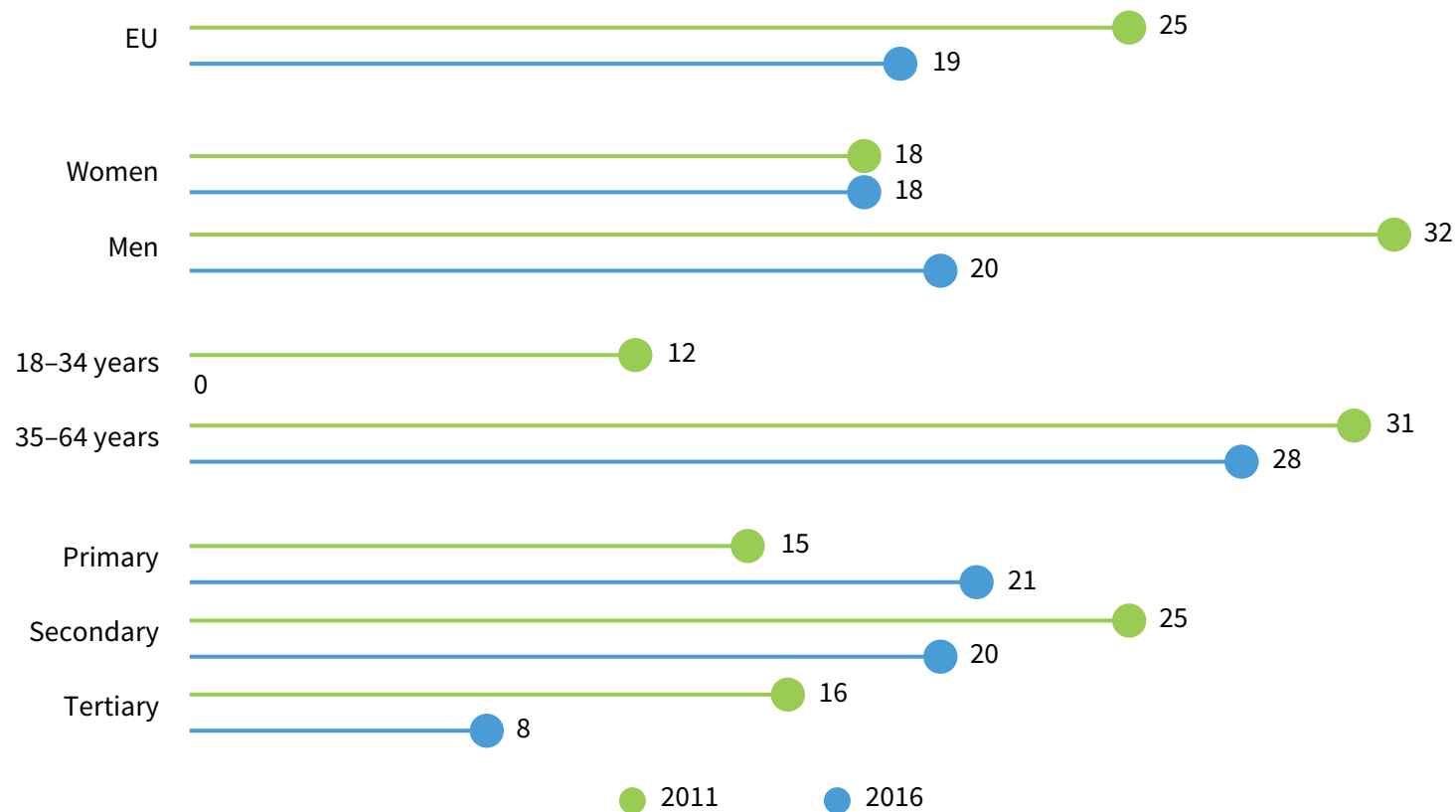
- The EQLS can be used to **examine the quality of life of people with disabilities** at EU28 level, broken down by age, gender, employment status, education and income
- Caution is needed when making comparisons between countries as large differences between countries point to cultural bias
- The sample is too small for analyses at country level

# In 2018 Eurofound published a Policy Brief that examines...

- ...the social and employment situation of people with disabilities aged 18-64 in the EU
- ...changes between 2011 and 2016 in a number of priority areas of the European Disability Strategy
- ...the subjective well-being of people with disabilities and examines the factors that influence it



# Disability employment gap by gender, age and education, EU, 2011 and 2016



**Note:** The disability employment gap is the percentage-point difference in the employment rates of people with and without disabilities.

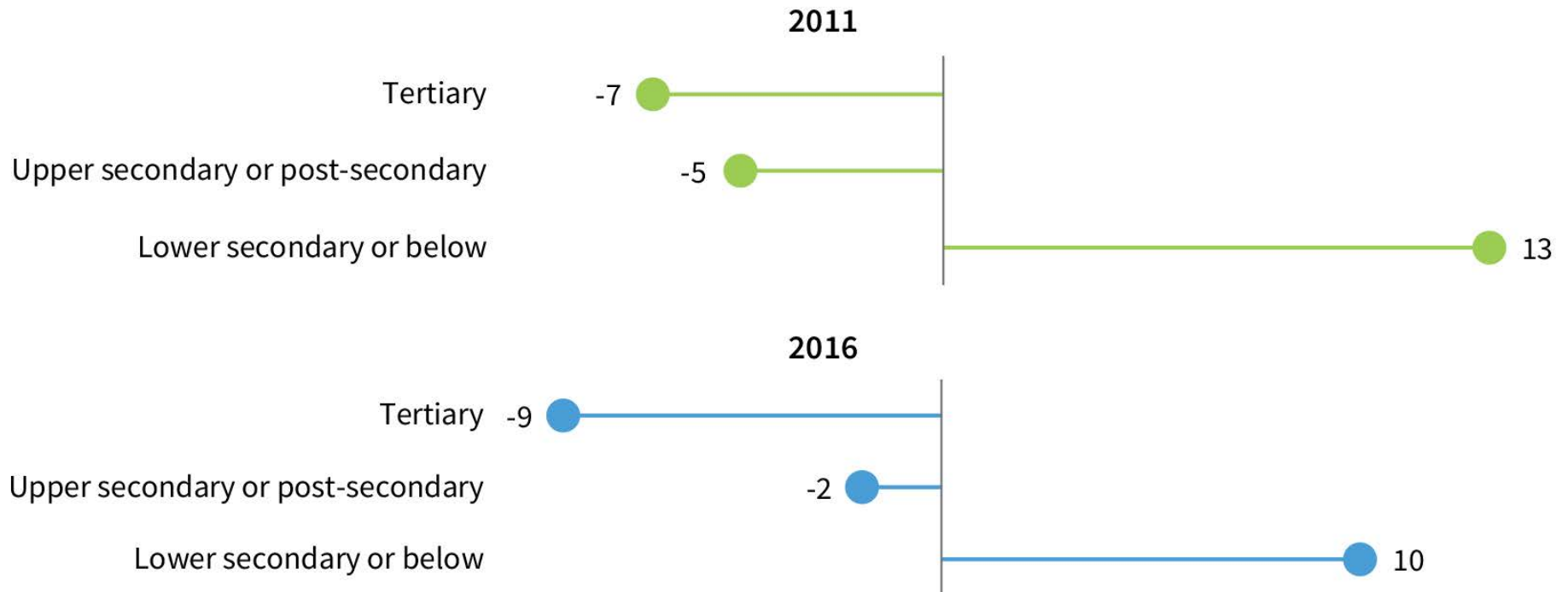
[eurofound.link/0048](https://eurofound.link/0048)

# Employment status of people with disabilities (%), by gender, EU, 2011 and 2016

	2011	2016	Men		Women	
			2011	2016	2011	2016
Employed	41	50	39	55	42	47
Short-term unemployed	4	3	4	3	4	4
Long-term unemployed	8	9	10	12	6	6
Unable to work due to illness or disability	17	14	21	15	13	13
Retired	18	13	20	13	16	13
Homemaker	7	8	1	1	14	14
Student	3	2	4	2	2	3
Other	2	1	1	1	2	1

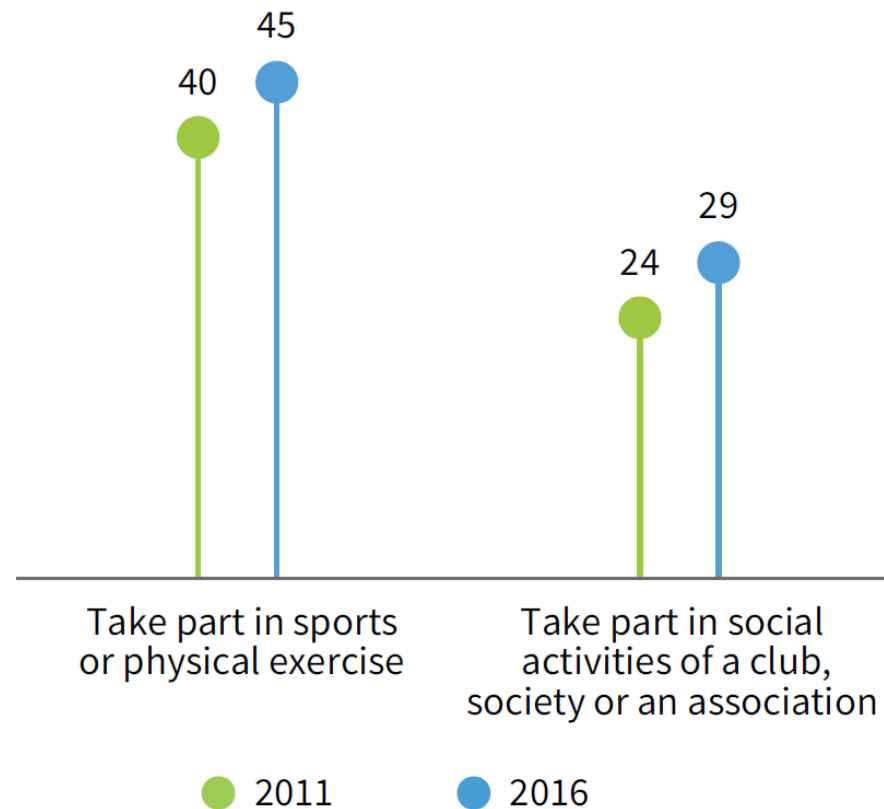
**Note:** Totals may not add up to 100% exactly due to rounding. Green cells indicate a statistically significant positive change.

# Educational attainment gap, EU, 2011 and 2016





# Participation in physical and social activities among people with disabilities, EU, 2016



# EQLS 2016 Political Participation questions

ASK ALL

2003, 2007, modified in 2011, e and f added in 2016

Q30 (Q23) Over the last 12 months, have you done any of the following activities?

INTERVIEWER: READ OUT

		1	2	98	99
		Yes	No	(Don't know)	(Refusal)
2003, Modified in 2007, 2011, 2106	a. Attended a meeting of a trade union, a political party or political action group				
2003, Modified in 2007, Modified in 2011, 2106	b. Attended a protest or demonstration				
2011, 2016	c. Signed a petition, including an e-mail or on-line petition				
2003, 2007, 2011, 2016	d. Contacted a politician or public official (other than routine contact arising from use of public services)				
New 2016	e. Commented on a political or social issue online				
New 2016	f. Boycotted certain products				

ASK ALL

New 2016

Q31 On the whole, how satisfied are you with the way democracy works in [country]?

Please tell me on a scale of 1 to 10, where 1 means very dissatisfied and 10 means very satisfied.

INTERVIEWER: SHOW CARD Q31 (scale). ENTER SCORE OR 98 FOR DON'T KNOW, 99 FOR REFUSAL

--	--

# Political participation, EU, 2016

POLITICAL PARTICIPATION FOR PEOPLE AGED 18-64 IN 2016 (in %)													
FORMS OF POLITICAL PARTICIPATION	PEOPLE WITHOUT DISABILITIES	PEOPLE WITH DISABILITIES											
		TOTAL	MEN	WOMEN	18-24	25-39	40-49	50-64	LOWER EDUCATION	SECONDARY EDUCATION	TERTIARY EDUCATION	UNABLE TO WORK	SEVERELY LIMITED
Signed a petition, including an e-mail or on-line petition	22	26	22	29	31	32	27	24	14	25	48	22	19
Commented on a political or social issue online	14	15	16	14	13	30	15	12	8	14	27	13	12
Attended a meeting of a trade union, a political party or political action group	8	7	9	5	3	7	5	9	4	6	15	2	4
Contacted a politician or public official	7	11	10	12	6	12	10	12	5	11	21	8	10
Attended a protest or demonstration	6	5	5	5	4	7	4	6	3	6	8	4	4

# Impact of COVID-19

- Eurofound's Living, Working and COVID-19 online survey (fielded in April and July 2020 in all Member States of the European Union) includes responses from just over 2,500 respondents who classified themselves as unable to work due to a long-term illness or disability.
- Around three quarters report to be part of a household that has difficulties making ends meet (76% in April and 73% in July).
- Three quarters reported feeling lonely (76% in April and 74% in July), compared to less than two thirds of all e-survey respondents (65% in April and 63% in July).
- July 31% felt optimistic about their future, compared to 49% of all e-survey respondents.

- [Social and employment situation of people with disabilities](#)
- [Research Report Living, Working and COVID-19 e-survey](#)
- [Research report \(forthcoming, 2021\) Disability and labour market integration: Policy directions and support in the EU Member States](#)
- [How to use the surge in teleworking as a real chance to include people with disabilities](#)
- [Eurofound PolicyWatch](#)
- [How to respond to chronic health problems in the workplace?](#)
- [Role of social partners in tackling discrimination at work](#)



**Thank you**